

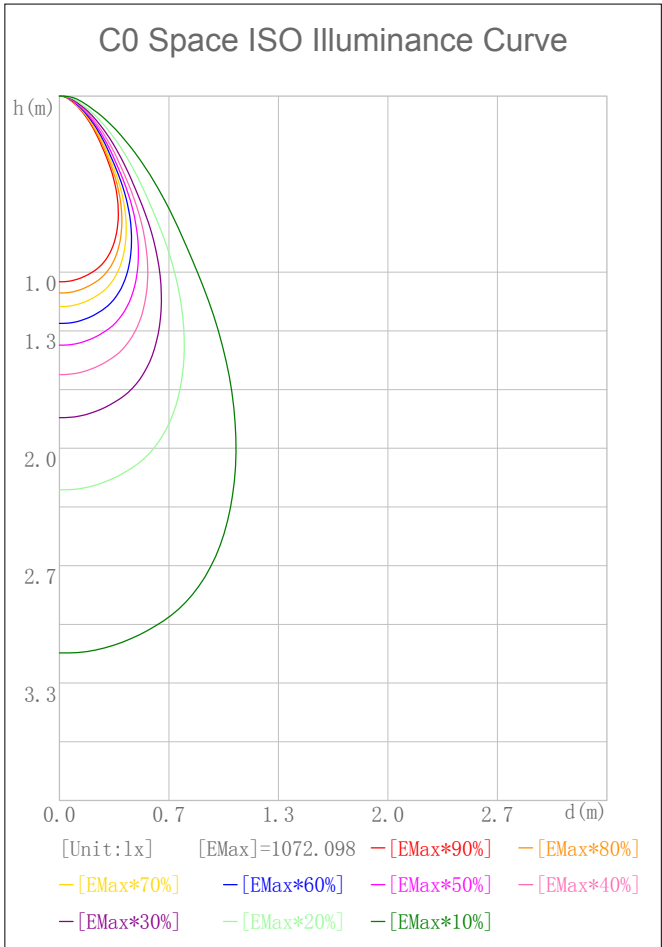
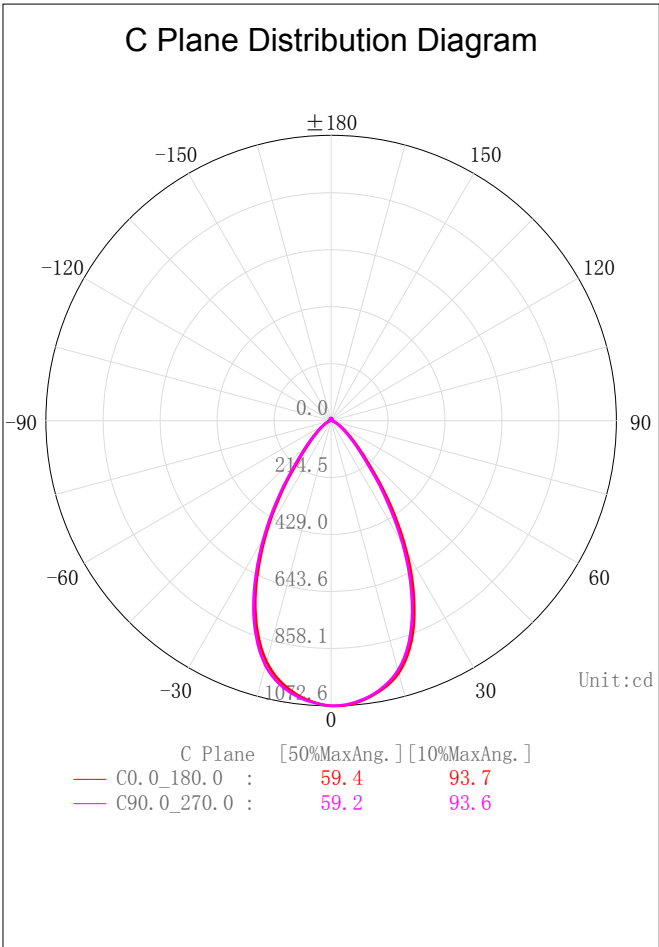
Indoor Luminaire Photometric Data

Description Information

Luminary Name: MD10-13-TW-01 6500K RA90 60D	Lum. Catalog:	Test ID: 01
Lamp Name:	Lamp Catalog: LED	Test Date: 2020/01/08
Manufacture: Shenzhen Norming Lighting Co., Ltd	Shld.Ang(°):	Test Machine:GON-2000
Test Lab: QUality peatment	Frequency (Hz):	Lamp CCT (K): Ra:
Lum. Size (W*L*H): 0.498m*0.498m*0.750m	Lum. Area (m2): 0.622	Lum. W (kg): 0.000
Test System: C, γ	Test Step: C=90.0 γ=1.0	Temp. (°C): 25
		Humidity (%):

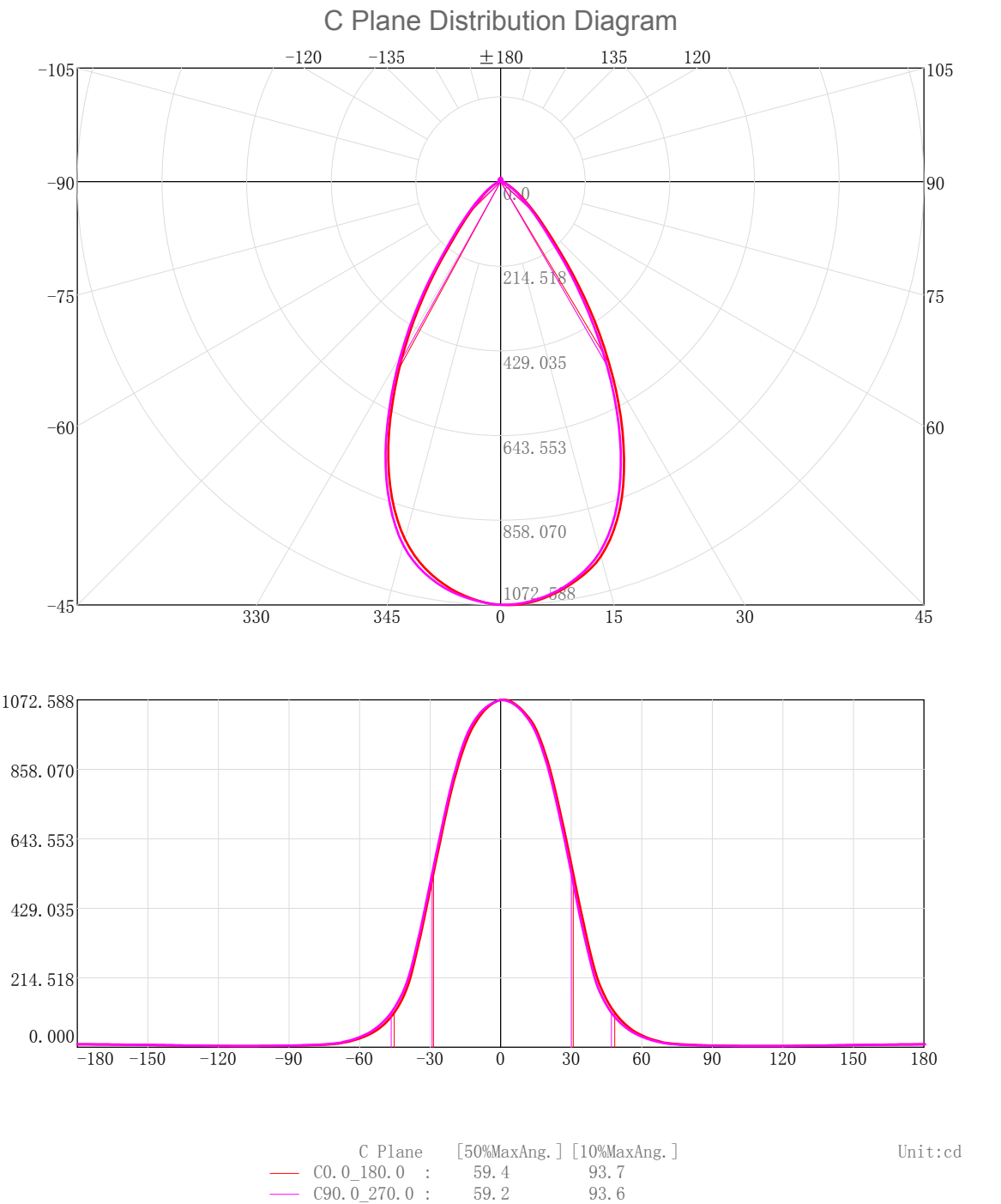
Character Parameter

Lamp Speciality Parameter	Luminaire Speciality Parameter	
Rated Flux(lm): 1121.980	Luminary Flux(lm): 1121.977	Field Angle(10%Imax): 93.7(°)
Rated Power(W):	Luminary Efficiency: 100.00%	Down Lumens&Percent: 1089.279lm 97.09%
Rated Voltage(V):	Luminary EER(lm/W): 107.161	Up Lumens&Percent: 32.698lm 2.91%
Tested Power(W): 10.470	Max. Candela(cd): 1072.588	S/MH: C0_a180=0.916 C90_270=0.914
Lamps' Inside: 1	Max Cand@Ang. (°): C=0.0 γ=1.0	CIE Type: Semi-Direct
Tested Electrics (V, A, pf): 34.9, 0.299	Beam Angle(50%Imax): 59.4(°)	ErP ϕ use(90°): 958.081lm
Lamp Size (W*L*H): 0.498m*0.498m*0.750m	Left=-28.6°, Right=30.9°	IRF (%): 214.327



2D Plane Light Intensity Distribution Curve

Lum. Name: MD10-13-TW-01 6500K RA90 60D	Lum. Catalog:	Test ID: 01
Lamp Name:	Lamp Catalog: LED	Test Lab: Quality peatment
Manufacture: Shenzhen Norming Lighting Co., Ltd	Test Machine:GON-2000	Test Date: 2020/01/08



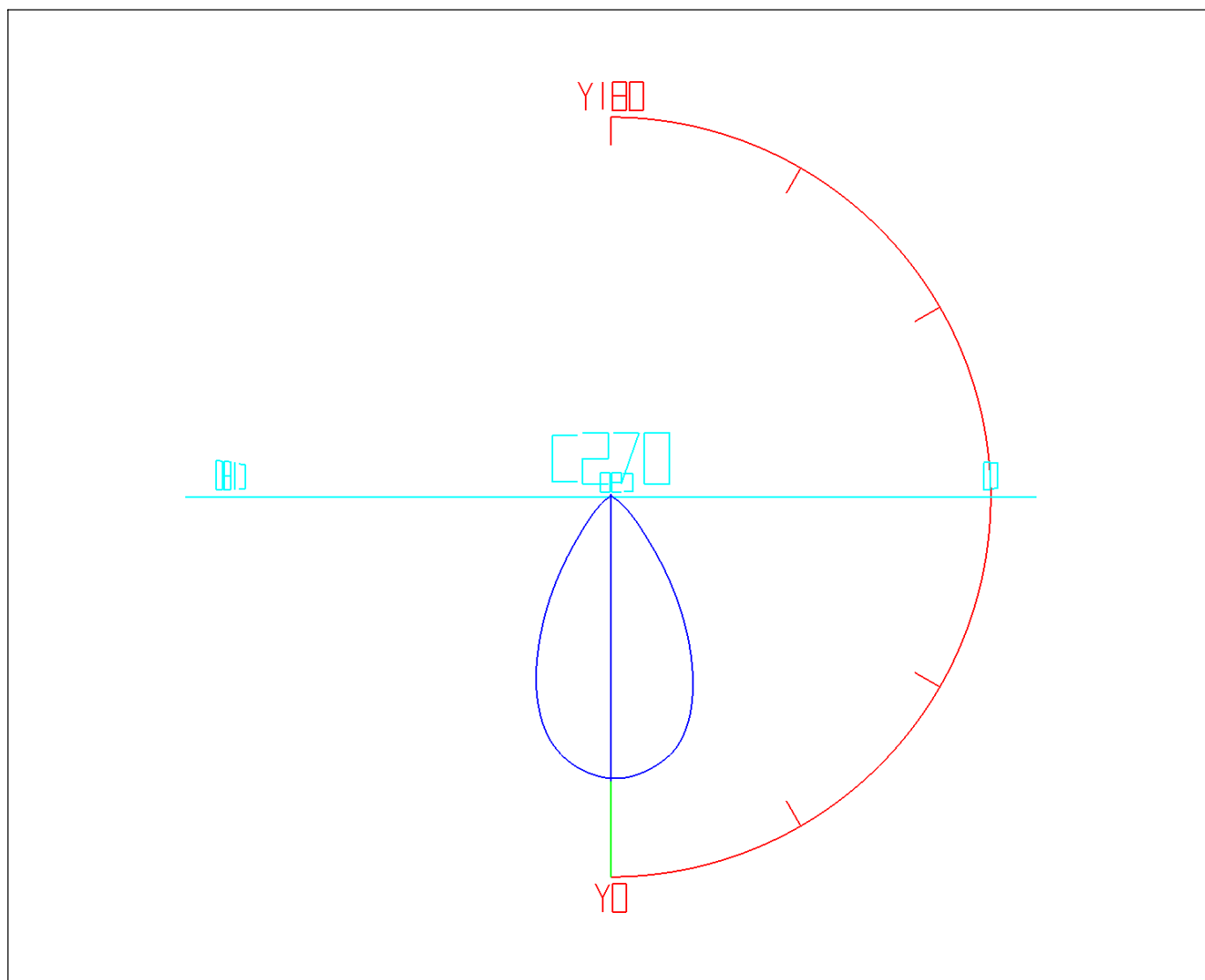
IES Indoor Report

Photometric Filename:MD10-13-TW-01 6500K RA90 60D.IES

3D Light Intensity Distribution Modal

Lum. Name: MD10-13-TW-01 6500K RA90 60D	Lum. Catalog:	Test ID: 01
Lamp Name:	Lamp Catalog: LED	Test Lab: Quality peatment
Manufacture: Shenzhen Norming Lighting Co., Ltd	Test Machine:GON-2000	Test Date: 2020/01/08

3D Light Intensity Distribution Modal



Curves: 3D Model — Fixture — Vert. HUD — Hori. HUD —
View Angles: Orient:0 Tilt:0 Roll:0 Spin:0

Zonal Flux Tabulation

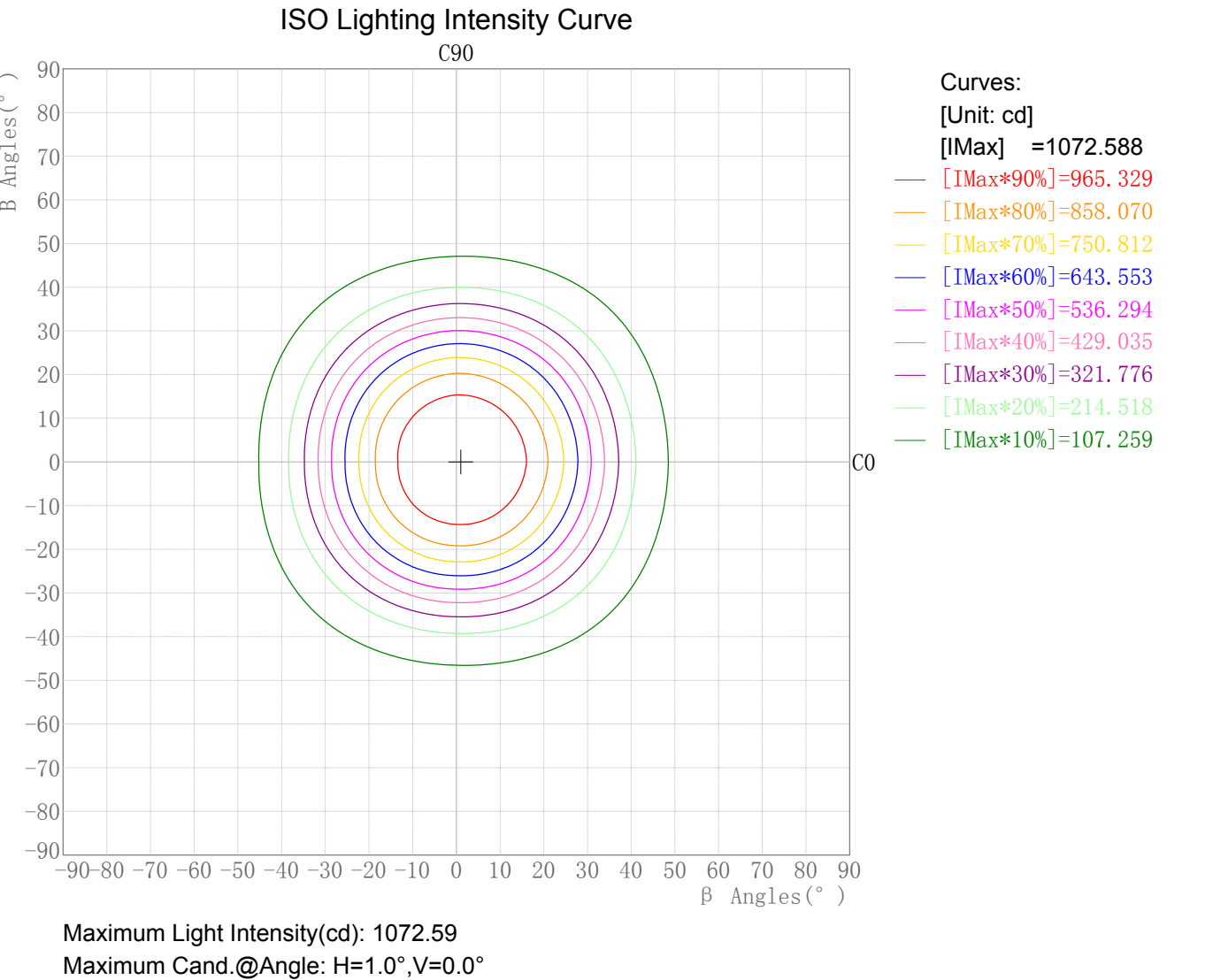
Zone(γ)	Zone Flux (lm)	Sums Flux (lm)	Zone%Lamp	Sums%Lamp	Zone(γ)	Zone Flux (lm)	Sums Flux (lm)	Zone%Lamp	Sums%Lamp
0.0-1.0	1.03	1.03	0.09	0.09	47.0-48.0	8.20	990.63	0.73	88.29
1.0-2.0	3.07	4.10	0.27	0.37	48.0-49.0	7.59	998.22	0.68	88.97
2.0-3.0	5.11	9.21	0.46	0.82	49.0-50.0	7.02	1005.24	0.63	89.60
3.0-4.0	7.13	16.34	0.64	1.46	50.0-51.0	6.50	1011.75	0.58	90.17
4.0-5.0	9.13	25.47	0.81	2.27	51.0-52.0	6.02	1017.76	0.54	90.71
5.0-6.0	11.10	36.57	0.99	3.26	52.0-53.0	5.57	1023.33	0.50	91.21
6.0-7.0	13.04	49.61	1.16	4.42	53.0-54.0	5.15	1028.48	0.46	91.67
7.0-8.0	14.94	64.56	1.33	5.75	54.0-55.0	4.75	1033.24	0.42	92.09
8.0-9.0	16.80	81.36	1.50	7.25	55.0-56.0	4.39	1037.62	0.39	92.48
9.0-10.0	18.61	99.97	1.66	8.91	56.0-57.0	4.05	1041.67	0.36	92.84
10.0-11.0	20.36	120.33	1.81	10.72	57.0-58.0	3.74	1045.41	0.33	93.18
11.0-12.0	22.05	142.38	1.97	12.69	58.0-59.0	3.45	1048.86	0.31	93.48
12.0-13.0	23.66	166.04	2.11	14.80	59.0-60.0	3.18	1052.05	0.28	93.77
13.0-14.0	25.19	191.23	2.24	17.04	60.0-61.0	2.93	1054.98	0.26	94.03
14.0-15.0	26.61	217.83	2.37	19.41	61.0-62.0	2.70	1057.68	0.24	94.27
15.0-16.0	27.90	245.73	2.49	21.90	62.0-63.0	2.49	1060.17	0.22	94.49
16.0-17.0	29.05	274.78	2.59	24.49	63.0-64.0	2.28	1062.45	0.20	94.69
17.0-18.0	30.06	304.84	2.68	27.17	64.0-65.0	2.10	1064.55	0.19	94.88
18.0-19.0	30.92	335.75	2.76	29.92	65.0-66.0	1.93	1066.47	0.17	95.05
19.0-20.0	31.61	367.36	2.82	32.74	66.0-67.0	1.78	1068.25	0.16	95.21
20.0-21.0	32.14	399.51	2.87	35.61	67.0-68.0	1.61	1069.86	0.14	95.36
21.0-22.0	32.50	432.01	2.90	38.50	68.0-69.0	1.45	1071.32	0.13	95.48
22.0-23.0	32.68	464.69	2.91	41.42	69.0-70.0	1.33	1072.65	0.12	95.60
23.0-24.0	32.68	497.37	2.91	44.33	70.0-71.0	1.25	1073.90	0.11	95.71
24.0-25.0	32.50	529.87	2.90	47.23	71.0-72.0	1.18	1075.08	0.11	95.82
25.0-26.0	32.16	562.03	2.87	50.09	72.0-73.0	1.11	1076.19	0.10	95.92
26.0-27.0	31.65	593.68	2.82	52.91	73.0-74.0	1.05	1077.24	0.09	96.01
27.0-28.0	31.00	624.68	2.76	55.68	74.0-75.0	0.99	1078.23	0.09	96.10
28.0-29.0	30.20	654.88	2.69	58.37	75.0-76.0	0.94	1079.17	0.08	96.18
29.0-30.0	29.26	684.14	2.61	60.98	76.0-77.0	0.90	1080.07	0.08	96.26
30.0-31.0	28.19	712.33	2.51	63.49	77.0-78.0	0.86	1080.93	0.08	96.34
31.0-32.0	26.99	739.32	2.41	65.89	78.0-79.0	0.83	1081.76	0.07	96.41
32.0-33.0	25.68	764.99	2.29	68.18	79.0-80.0	0.80	1082.56	0.07	96.49
33.0-34.0	24.28	789.28	2.16	70.35	80.0-81.0	0.78	1083.34	0.07	96.56
34.0-35.0	22.83	812.10	2.03	72.38	81.0-82.0	0.75	1084.09	0.07	96.62
35.0-36.0	21.33	833.43	1.90	74.28	82.0-83.0	0.73	1084.82	0.06	96.69
36.0-37.0	19.80	853.23	1.76	76.05	83.0-84.0	0.71	1085.52	0.06	96.75
37.0-38.0	18.25	871.48	1.63	77.67	84.0-85.0	0.68	1086.21	0.06	96.81
38.0-39.0	16.74	888.21	1.49	79.16	85.0-86.0	0.66	1086.87	0.06	96.87
39.0-40.0	15.34	903.55	1.37	80.53	86.0-87.0	0.64	1087.51	0.06	96.93
40.0-41.0	14.09	917.64	1.26	81.79	87.0-88.0	0.61	1088.12	0.05	96.98
41.0-42.0	12.99	930.63	1.16	82.94	88.0-89.0	0.59	1088.71	0.05	97.03
42.0-43.0	12.01	942.63	1.07	84.01	89.0-90.0	0.57	1089.28	0.05	97.09
43.0-44.0	11.11	953.74	0.99	85.01	90.0-91.0	0.56	1089.84	0.05	97.14
44.0-45.0	10.30	964.04	0.92	85.92	91.0-92.0	0.55	1090.38	0.05	97.18
45.0-46.0	9.55	973.59	0.85	86.77	92.0-93.0	0.54	1090.92	0.05	97.23
46.0-47.0	8.85	982.44	0.79	87.56	93.0-94.0	0.52	1091.44	0.05	97.28

Zonal Flux Tabulation - (Cont.)

Zone(γ)	Zone Flux (lm)	Sums Flux (lm)	Zone%Lamp	Sums%Lamp	Zone(γ)	Zone Flux (lm)	Sums Flux (lm)	Zone%Lamp	Sums%Lamp
94.0-95.0	0.51	1091.96	0.05	97.32	141.0-142.0	0.42	1111.94	0.04	99.11
95.0-96.0	0.50	1092.46	0.04	97.37	142.0-143.0	0.42	1112.36	0.04	99.14
96.0-97.0	0.49	1092.96	0.04	97.41	143.0-144.0	0.42	1112.78	0.04	99.18
97.0-98.0	0.49	1093.44	0.04	97.46	144.0-145.0	0.42	1113.20	0.04	99.22
98.0-99.0	0.48	1093.92	0.04	97.50	145.0-146.0	0.41	1113.61	0.04	99.25
99.0-100.0	0.47	1094.39	0.04	97.54	146.0-147.0	0.41	1114.02	0.04	99.29
100.0-101.0	0.46	1094.85	0.04	97.58	147.0-148.0	0.40	1114.42	0.04	99.33
101.0-102.0	0.45	1095.31	0.04	97.62	148.0-149.0	0.40	1114.82	0.04	99.36
102.0-103.0	0.45	1095.75	0.04	97.66	149.0-150.0	0.39	1115.22	0.04	99.40
103.0-104.0	0.44	1096.19	0.04	97.70	150.0-151.0	0.39	1115.60	0.03	99.43
104.0-105.0	0.43	1096.63	0.04	97.74	151.0-152.0	0.38	1115.98	0.03	99.47
105.0-106.0	0.43	1097.06	0.04	97.78	152.0-153.0	0.37	1116.36	0.03	99.50
106.0-107.0	0.42	1097.48	0.04	97.82	153.0-154.0	0.37	1116.72	0.03	99.53
107.0-108.0	0.42	1097.90	0.04	97.85	154.0-155.0	0.36	1117.08	0.03	99.56
108.0-109.0	0.42	1098.32	0.04	97.89	155.0-156.0	0.35	1117.43	0.03	99.59
109.0-110.0	0.41	1098.73	0.04	97.93	156.0-157.0	0.34	1117.77	0.03	99.62
110.0-111.0	0.41	1099.14	0.04	97.96	157.0-158.0	0.33	1118.10	0.03	99.65
111.0-112.0	0.41	1099.55	0.04	98.00	158.0-159.0	0.32	1118.42	0.03	99.68
112.0-113.0	0.40	1099.95	0.04	98.04	159.0-160.0	0.31	1118.73	0.03	99.71
113.0-114.0	0.40	1100.35	0.04	98.07	160.0-161.0	0.30	1119.02	0.03	99.74
114.0-115.0	0.40	1100.75	0.04	98.11	161.0-162.0	0.29	1119.31	0.03	99.76
115.0-116.0	0.40	1101.16	0.04	98.14	162.0-163.0	0.27	1119.58	0.02	99.79
116.0-117.0	0.40	1101.56	0.04	98.18	163.0-164.0	0.26	1119.84	0.02	99.81
117.0-118.0	0.40	1101.96	0.04	98.22	164.0-165.0	0.25	1120.09	0.02	99.83
118.0-119.0	0.40	1102.36	0.04	98.25	165.0-166.0	0.23	1120.32	0.02	99.85
119.0-120.0	0.40	1102.76	0.04	98.29	166.0-167.0	0.22	1120.54	0.02	99.87
120.0-121.0	0.40	1103.16	0.04	98.32	167.0-168.0	0.21	1120.75	0.02	99.89
121.0-122.0	0.40	1103.56	0.04	98.36	168.0-169.0	0.19	1120.94	0.02	99.91
122.0-123.0	0.40	1103.97	0.04	98.39	169.0-170.0	0.18	1121.12	0.02	99.92
123.0-124.0	0.41	1104.38	0.04	98.43	170.0-171.0	0.16	1121.28	0.01	99.94
124.0-125.0	0.41	1104.78	0.04	98.47	171.0-172.0	0.14	1121.42	0.01	99.95
125.0-126.0	0.41	1105.19	0.04	98.50	172.0-173.0	0.13	1121.55	0.01	99.96
126.0-127.0	0.41	1105.61	0.04	98.54	173.0-174.0	0.11	1121.66	0.01	99.97
127.0-128.0	0.41	1106.02	0.04	98.58	174.0-175.0	0.10	1121.76	0.01	99.98
128.0-129.0	0.42	1106.43	0.04	98.61	175.0-176.0	0.08	1121.84	0.01	99.99
129.0-130.0	0.42	1106.85	0.04	98.65	176.0-177.0	0.06	1121.90	0.01	99.99
130.0-131.0	0.42	1107.27	0.04	98.69	177.0-178.0	0.04	1121.94	0.00	100.00
131.0-132.0	0.42	1107.69	0.04	98.73	178.0-179.0	0.03	1121.97	0.00	100.00
132.0-133.0	0.42	1108.12	0.04	98.76	179.0-180.0	0.01	1121.98	0.00	100.00
133.0-134.0	0.42	1108.54	0.04	98.80					
134.0-135.0	0.43	1108.96	0.04	98.84					
135.0-136.0	0.43	1109.39	0.04	98.88					
136.0-137.0	0.43	1109.82	0.04	98.92					
137.0-138.0	0.43	1110.24	0.04	98.95					
138.0-139.0	0.43	1110.67	0.04	98.99					
139.0-140.0	0.43	1111.10	0.04	99.03					
140.0-141.0	0.42	1111.52	0.04	99.07					

Rectangle ISO Lighting Intensity Diagram

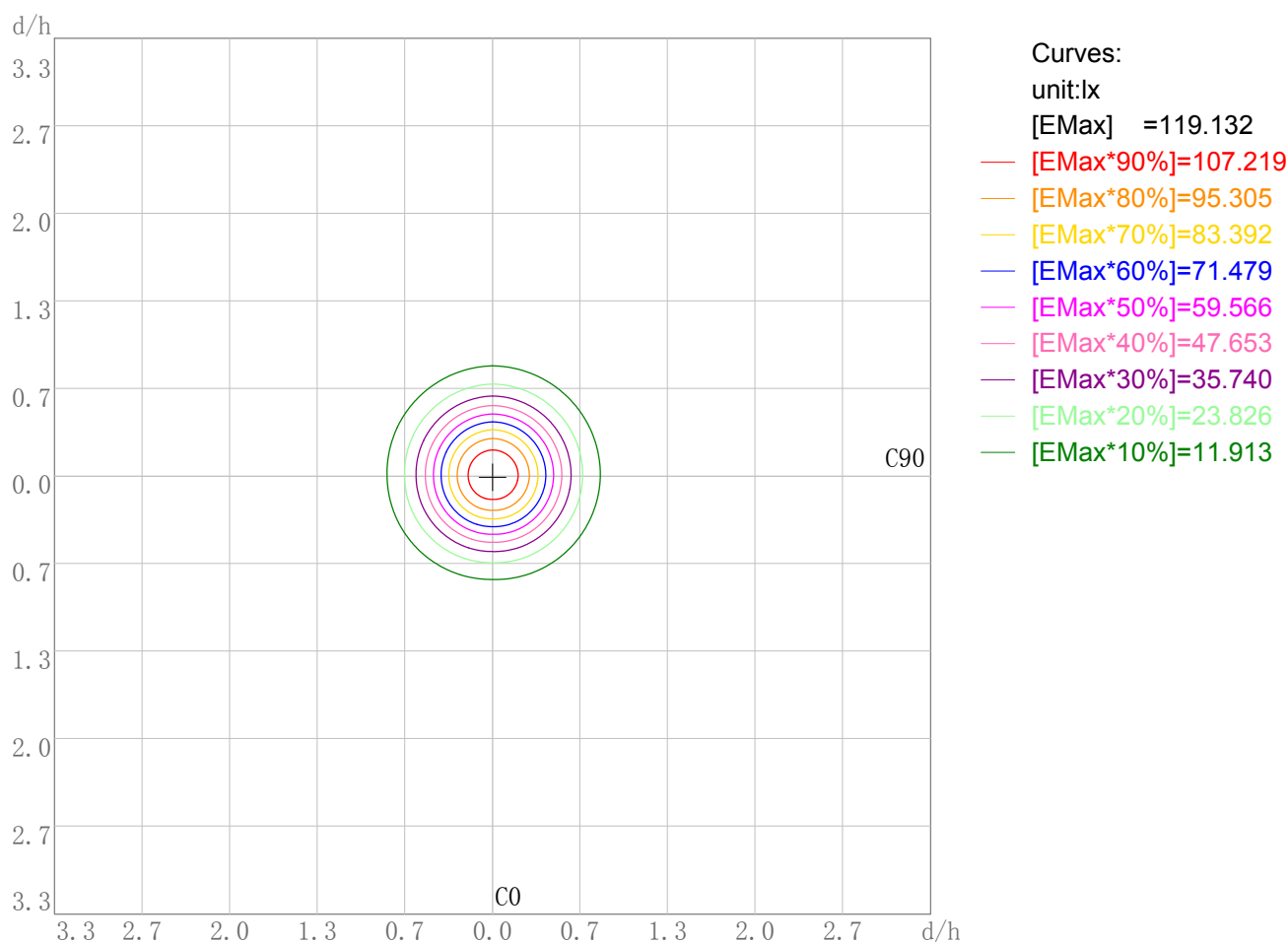
Lum. Name: MD10-13-TW-01 6500K RA90 60D	Lum. Catalog:	Test ID: 01
Lamp Name:	Lamp Catalog: LED	Test Lab: Quality peatment
Manufacture: Shenzhen Norming Lighting Co., Ltd	Test Machine:GON-2000	Test Date: 2020/01/08



Plane ISO-Illuminance Diagram

Lum. Name: MD10-13-TW-01 6500K RA90 60D	Lum. Catalog:	Test ID: 01
Lamp Name:	Lamp Catalog: LED	Test Lab: Quality peatment
Manufacture: Shenzhen Norming Lighting Co., Ltd	Test Machine:GON-2000	Test Date: 2020/01/08

Plane ISO-Illuminance Curve



Working Plane Luminaire Mounting Height(m): 3.00

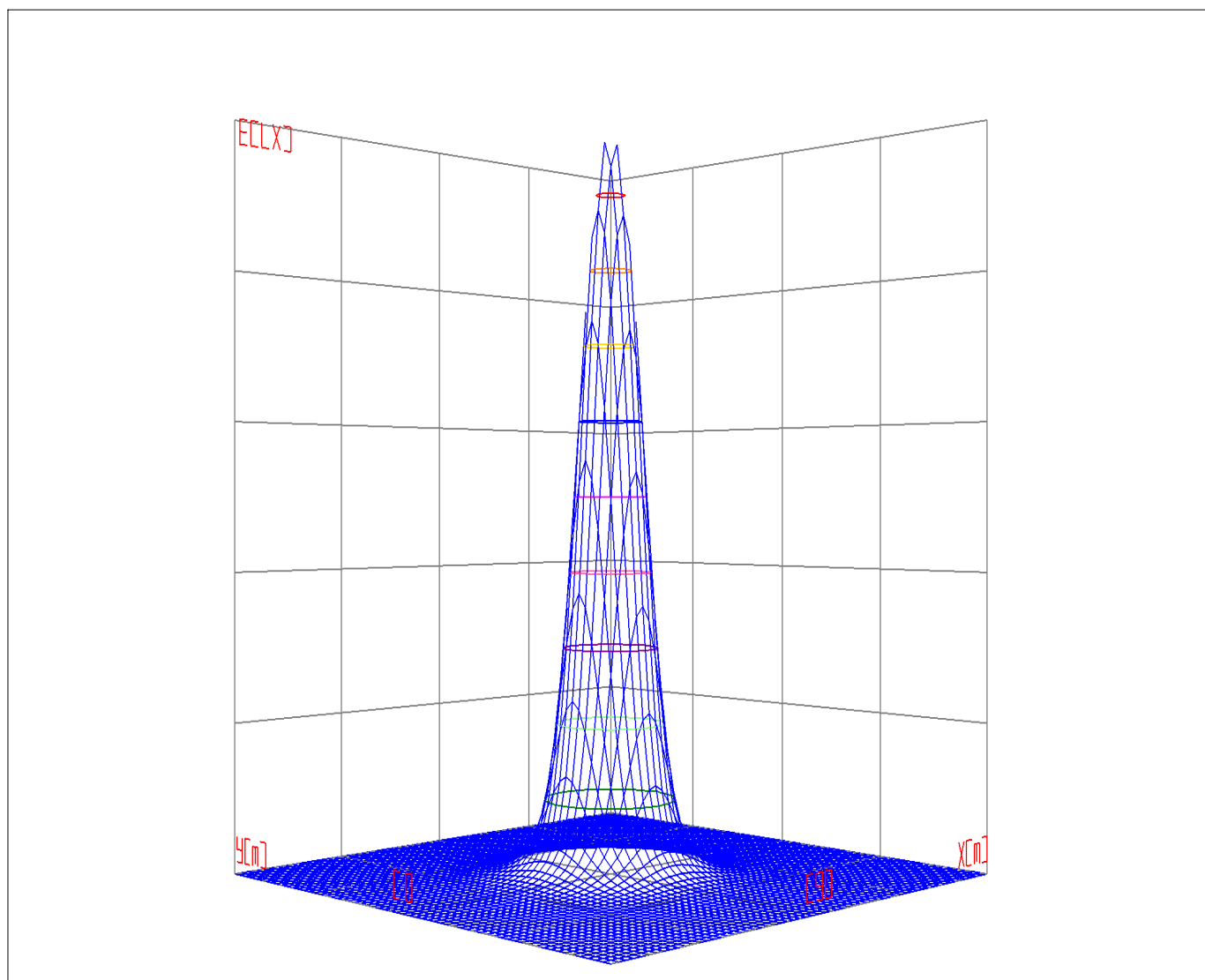
Working Plane Maximum Illuminance(lx): 119.13

Working Plane Maximum Illuminance Position(d/h):H0.0 V0.0

3D Plane ISO Illuminance Diagram

Lum. Name: MD10-13-TW-01 6500K RA90 60D	Lum. Catalog:	Test ID: 01
Lamp Name:	Lamp Catalog: LED	Test Lab: Quality peatment
Manufacture: Shenzhen Norming Lighting Co., Ltd	Test Machine:GON-2000	Test Date: 2020/01/08

3D Plane Illuminance Modal



Curves: 3D Model — 90% — 80% — 70% — 60% — 50% — 40% — 30% — 20% — 10% —
 View Angles(deg): 0 Height(m): 3.0 Distance(m): 10.0

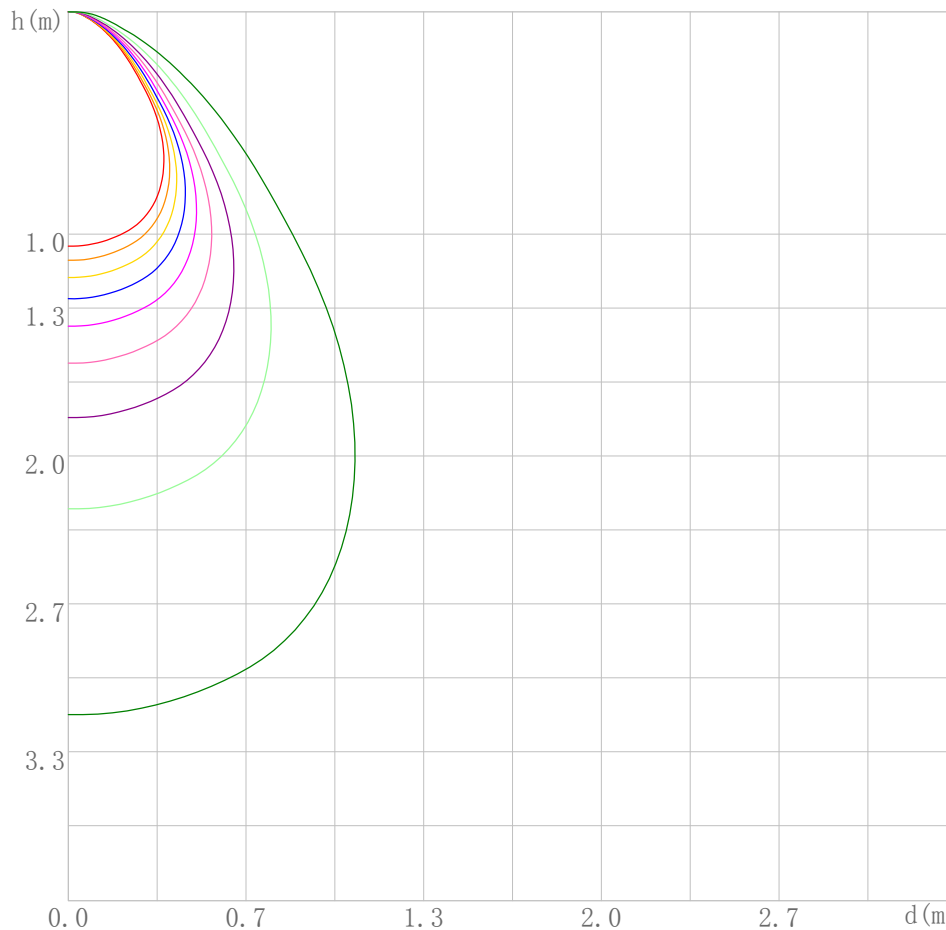
IES Indoor Report

Photometric Filename:MD10-13-TW-01 6500K RA90 60D.IES

Space ISO Illuminance Diagram

Lum. Name: MD10-13-TW-01 6500K RA90 60D	Lum. Catalog:	Test ID: 01
Lamp Name:	Lamp Catalog: LED	Test Lab: Quality peatment
Manufacture: Shenzhen Norming Lighting Co., Ltd	Test Machine:GON-2000	Test Date: 2020/01/08

Space ISO Illuminance Curve



Curves:

[Unit: lx]

[EMax] =1072.098

— [EMax*90%]=964.888

— [EMax*80%]=857.678

— [EMax*70%]=750.469

— [EMax*60%]=643.259

— [EMax*50%]=536.049

— [EMax*40%]=428.839

— [EMax*30%]=321.629

— [EMax*20%]=214.420

— [EMax*10%]=107.210

Space Plane Maximum Illuminance and @Angle:1072.10lx,1.0deg

Plane Maximum Lighting Intensity and @Angle:1072.588cd,0deg

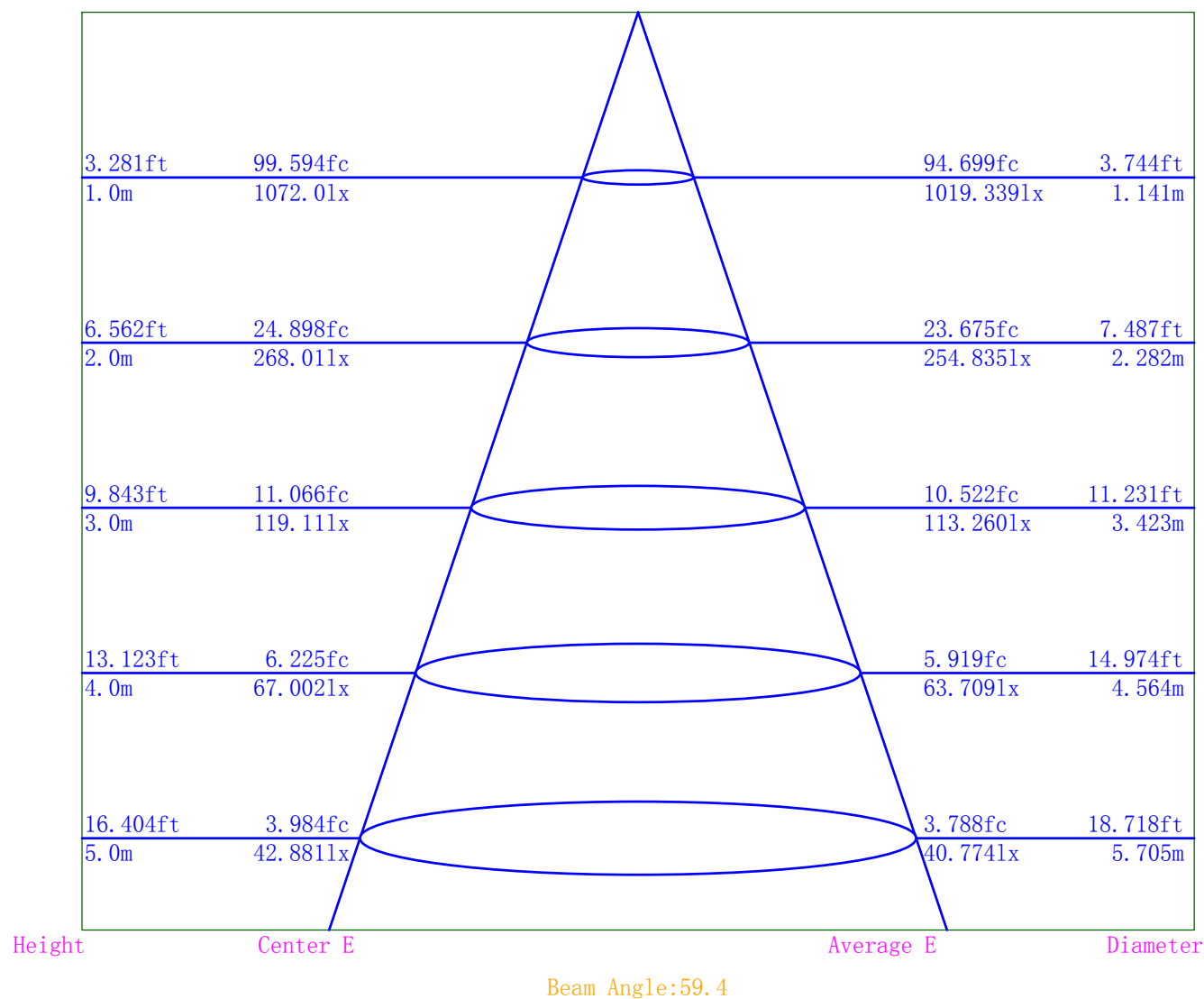
IES Indoor Report

Photometric Filename:MD10-13-TW-01 6500K RA90 60D.IES

Illuminance-Distance Diagram

Lum. Name: MD10-13-TW-01 6500K RA90 60D	Lum. Catalog:	Test ID: 01
Lamp Name:	Lamp Catalog: LED	Test Lab: Quality peatment
Manufacture: Shenzhen Norming Lighting Co., Ltd	Test Machine:GON-2000	Test Date: 2020/01/08

Illuminance-Distance Curve



IES Indoor Report

Photometric Filename:MD10-13-TW-01 6500K RA90 60D.IES

Indoor Luminance Limiting Curves

Lum. Name: MD10-13-TW-01 6500K RA90 60D	Lum. Catalog: LED	Test ID: 01
Lamp Name:	Lamp Catalog: LED	Test Lab: Quality peatment
Manufacture: Shenzhen Norming Lighting Co., Ltd	Test Machine:GON-2000	Test Date: 2020/01/08

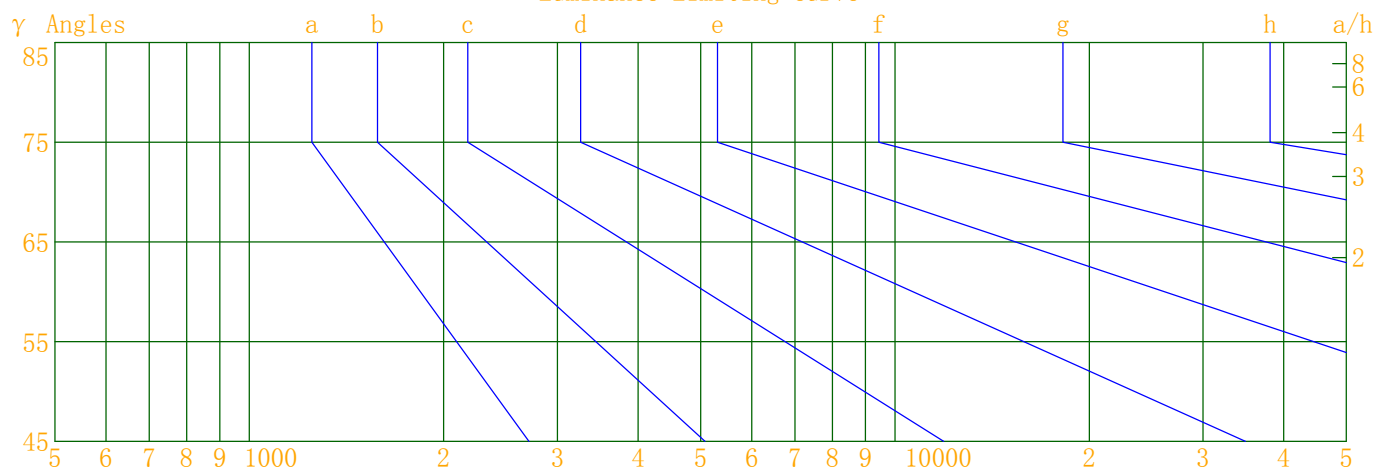
Glare Grade Table

GI	Quality	Using Illuminance							
1.15	A	2000	1000	500	<=300				
1.5	B		2000	1000	500	<=300			
1.85	C			2000	1000	500	<=300		
2.2	D				2000	1000	500	<=300	
2.55	E	a				2000	1000	500	<=300
			b	c	d	e	f	g	h

Luminance Table

Gama(deg)	45	50	55	60	65	70	75	80	85
C0	336	234	165	119	89	67	63	74	124
C90	297	205	145	106	78	58	54	64	107

Luminance Limiting Curve



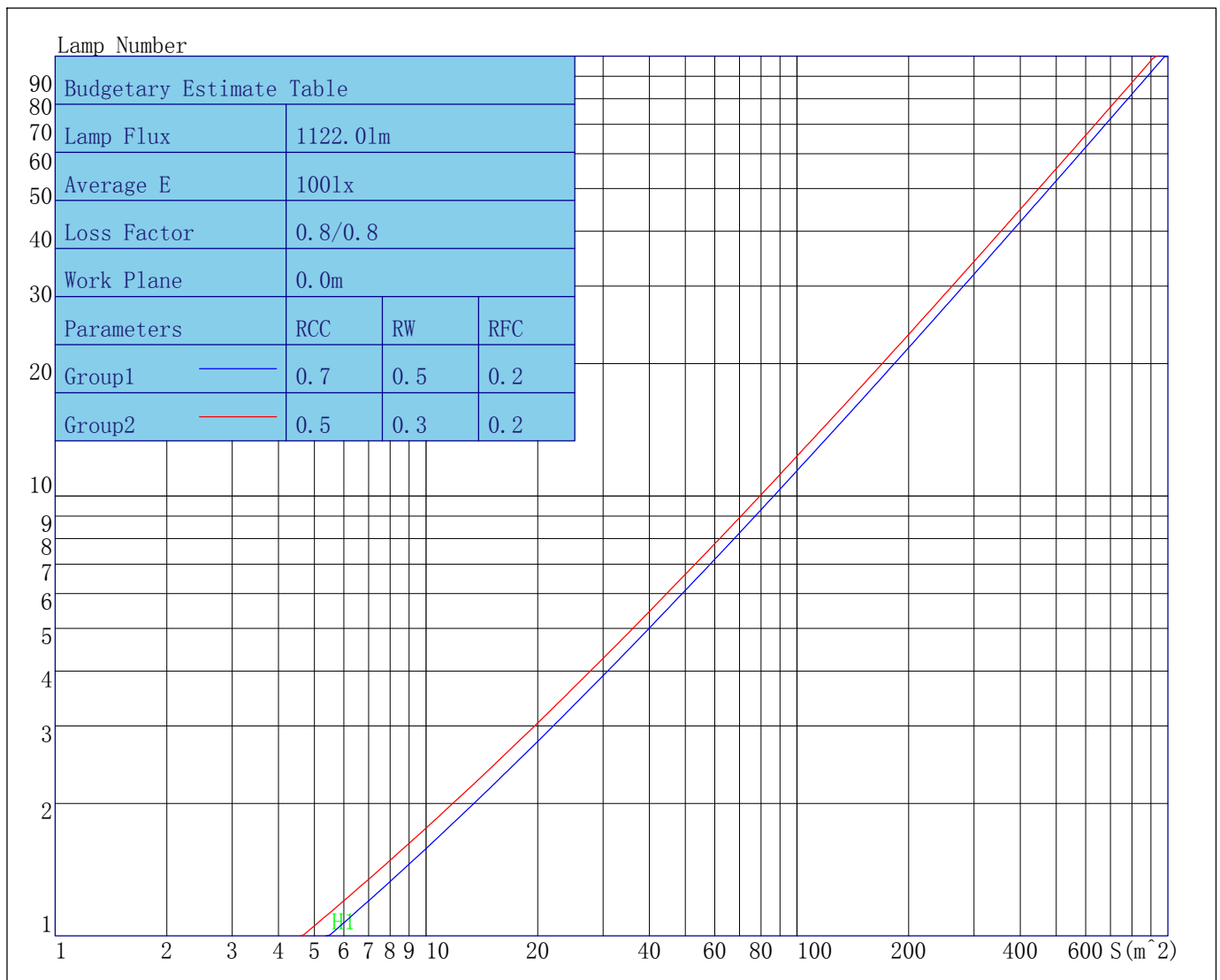
Luminous Size: Length(m)=0.498 Width(m)=0.498 Height(m)=0.750 Area(m^2)=0.621504
 Luminous Type: Without Luminous Side
 Luminous Curves: C0-C180 Color: — C90-C270 Color: —

IES Indoor Report

Photometric Filename:MD10-13-TW-01 6500K RA90 60D.IES

Indoor Budgetary Estimate Table

Lum. Name: MD10-13-TW-01 6500K RA90 60D	Lum. Catalog:	Test ID: 01
Lamp Name:	Lamp Catalog: LED	Test Lab: Quality peatment
Manufacture: Shenzhen Norming Lighting Co., Ltd	Test Machine:GON-2000	Test Date: 2020/01/08



Parameters1: Rhocc = 0.7 Rhow = 0.5 Rhofc = 0.2 LLF = 0.8
Parameters2: Rhocc = 0.5 Rhow = 0.3 Rhofc = 0.2 LLF = 0.8
Average Illuminance(lx): 100 Cavity Height: H1(m) = 2

IES Indoor Report

Photometric Filename:MD10-13-TW-01 6500K RA90 60D.IES

Indoor Coefficient of Utilization Table

Lum. Name: MD10-13-TW-01 6500K RA90 60D	Lum. Catalog:	Test ID: 01
Lamp Name:	Lamp Catalog: LED	Test Lab: Quality peatment
Manufacture: Shenzhen Norming Lighting Co., Ltd	Test Machine:GON-2000	Test Date: 2020/01/08

Coefficients of Utilization – Zonal Cavity Method																		
Coef.	Effective Floor Cavity Reflectance RFC=0.20																	
RhoCC (%)	80				70				50			30			10			0
RhoW (%)	70	50	30	10	70	50	30	10	50	30	10	50	30	10	50	30	10	0
RCR	Coefficient of Utilization(%)																	
0	118	118	118	118	115	115	115	115	109	109	109	104	104	104	99	99	99	97
1	112	109	106	103	109	106	104	101	102	100	98	97	96	94	93	92	91	89
2	106	100	95	92	103	98	94	90	94	91	88	91	88	86	88	85	83	81
3	99	92	87	82	97	91	85	81	88	83	80	85	81	78	82	79	76	75
4	94	85	79	75	92	84	78	74	81	77	73	79	75	72	77	73	70	69
5	89	79	73	68	87	78	72	68	76	71	67	74	69	66	72	68	65	63
6	84	74	67	63	82	73	67	62	71	66	62	69	65	61	68	64	60	59
7	79	69	62	58	78	68	62	58	67	61	57	65	60	57	64	59	56	55
8	75	65	58	54	74	64	58	54	63	57	53	61	56	53	60	56	52	51
9	71	61	54	50	70	60	54	50	59	53	50	58	53	49	57	52	49	48
10	68	57	51	47	66	57	51	47	56	50	46	55	50	46	54	49	46	45

Unified Glare Rating Table

Table with 3 columns: Lum. Name, Lum. Catalog, Test ID; Lamp Name, Lamp Catalog, Test Lab; Manufacture, Test Machine, Test Date.

Unified Glare Rating Table

Table with 11 columns for room surfaces (Ceiling, Wall, Floor) and room sizes (X, Y) at various heights (H), and a section for variations with observer position at spacings (S).

to the CIE Pub.117, data has been corrected, refers to the lamp's lumens 8.2flm.

Candela Tabulation

V/H	C0.0	C90.0	C180.0	C270.0
γ 0.0	1072.03	1072.03	1072.03	1072.03
γ 1.0	1072.59	1071.79	1070.28	1070.47
γ 2.0	1072.54	1070.74	1067.18	1067.77
γ 3.0	1071.17	1068.88	1063.20	1064.33
γ 4.0	1068.65	1065.80	1058.32	1060.49
γ 5.0	1065.03	1061.89	1052.60	1056.17
γ 6.0	1060.24	1057.13	1046.19	1050.81
γ 7.0	1054.83	1051.85	1038.89	1044.75
γ 8.0	1048.96	1045.56	1030.19	1037.78
γ 9.0	1042.01	1038.44	1020.75	1029.57
γ 10.0	1034.38	1029.89	1010.31	1020.41
γ 11.0	1026.11	1020.52	998.77	1010.10
γ 12.0	1017.25	1010.30	986.05	998.34
γ 13.0	1007.40	999.17	971.60	985.13
γ 14.0	996.11	986.31	955.23	970.27
γ 15.0	982.18	971.35	937.41	953.09
γ 16.0	966.11	954.14	917.18	933.60
γ 17.0	948.13	934.93	895.37	911.94
γ 18.0	928.17	913.73	871.77	888.41
γ 19.0	906.36	890.76	845.86	862.75
γ 20.0	882.73	865.61	818.87	835.83
γ 21.0	856.76	838.53	790.29	807.53
γ 22.0	829.09	809.74	759.93	777.45
γ 23.0	799.65	779.37	728.37	746.14
γ 24.0	768.95	748.07	695.43	713.14
γ 25.0	737.09	715.57	660.66	679.26
γ 26.0	704.43	681.84	625.32	644.77
γ 27.0	670.93	647.01	590.64	609.87
γ 28.0	636.87	611.45	555.60	574.89
γ 29.0	601.82	575.65	520.87	540.07
γ 30.0	566.53	539.27	485.94	505.25
γ 31.0	531.19	502.62	450.61	470.38
γ 32.0	495.65	466.23	415.55	435.69
γ 33.0	460.55	430.41	381.01	401.33
γ 34.0	425.92	395.58	347.10	367.77
γ 35.0	391.95	361.70	314.73	335.27
γ 36.0	358.52	329.70	283.59	304.06
γ 37.0	326.22	299.26	253.10	273.61
γ 38.0	295.43	269.58	224.25	245.04
γ 39.0	266.48	240.82	199.80	219.86
γ 40.0	239.76	214.25	179.74	198.40
γ 41.0	215.98	192.07	162.43	179.89
γ 42.0	195.44	173.70	146.86	163.57
γ 43.0	177.57	157.60	132.83	148.79
γ 44.0	161.88	143.29	120.33	135.45
γ 45.0	147.64	130.44	109.36	123.37
γ 46.0	134.79	118.79	99.49	112.50

Candela Tabulation - (Cont.)

V/H	C0.0	C90.0	C180.0	C270.0
γ 47.0	123.04	108.13	90.51	102.66
γ 48.0	112.23	98.41	82.26	93.78
γ 49.0	102.39	89.68	74.73	85.61
γ 50.0	93.47	81.89	68.03	78.04
γ 51.0	85.43	74.76	61.96	71.17
γ 52.0	78.11	68.21	56.44	65.03
γ 53.0	71.31	62.20	51.51	59.42
γ 54.0	64.93	56.70	47.04	54.22
γ 55.0	58.96	51.74	42.98	49.32
γ 56.0	53.60	47.27	39.26	45.05
γ 57.0	48.77	43.19	35.89	41.18
γ 58.0	44.56	39.43	32.81	37.55
γ 59.0	40.74	36.00	29.97	34.28
γ 60.0	37.12	32.79	27.30	31.41
γ 61.0	33.79	29.91	24.94	28.67
γ 62.0	30.80	27.31	22.79	26.10
γ 63.0	28.03	24.90	20.74	23.82
γ 64.0	25.53	22.63	18.81	21.66
γ 65.0	23.28	20.49	17.11	19.84
γ 66.0	21.17	18.62	15.66	18.36
γ 67.0	19.47	16.96	14.38	16.61
γ 68.0	17.31	15.36	12.82	14.62
γ 69.0	15.37	13.45	11.65	13.36
γ 70.0	14.18	12.27	10.94	12.55
γ 71.0	13.25	11.46	10.30	11.83
γ 72.0	12.39	10.73	9.71	11.14
γ 73.0	11.58	10.04	9.11	10.46
γ 74.0	10.80	9.36	8.57	9.83
γ 75.0	10.12	8.75	8.13	9.29
γ 76.0	9.56	8.23	7.75	8.89
γ 77.0	9.12	7.83	7.42	8.49
γ 78.0	8.70	7.45	7.14	8.18
γ 79.0	8.36	7.16	6.90	7.91
γ 80.0	8.04	6.89	6.67	7.64
γ 81.0	7.75	6.65	6.45	7.38
γ 82.0	7.46	6.41	6.25	7.14
γ 83.0	7.20	6.19	6.05	6.91
γ 84.0	6.95	5.98	5.86	6.70
γ 85.0	6.70	5.78	5.68	6.48
γ 86.0	6.48	5.58	5.47	6.28
γ 87.0	6.24	5.36	5.22	6.01
γ 88.0	5.96	5.09	5.00	5.78
γ 89.0	5.71	4.89	4.89	5.63
γ 90.0	5.55	4.75	4.80	5.49
γ 91.0	5.41	4.66	4.71	5.39
γ 92.0	5.29	4.56	4.61	5.27
γ 93.0	5.18	4.47	4.53	5.18

Candela Tabulation - (Cont.)

V/H	C0.0	C90.0	C180.0	C270.0
γ 94.0	5.06	4.38	4.46	5.08
γ 95.0	4.97	4.29	4.39	4.99
γ 96.0	4.87	4.22	4.33	4.91
γ 97.0	4.78	4.15	4.27	4.82
γ 98.0	4.69	4.08	4.21	4.75
γ 99.0	4.62	4.03	4.16	4.68
γ 100.0	4.54	3.96	4.11	4.61
γ 101.0	4.46	3.92	4.07	4.55
γ 102.0	4.40	3.86	4.03	4.49
γ 103.0	4.34	3.83	3.99	4.45
γ 104.0	4.29	3.79	3.97	4.40
γ 105.0	4.23	3.75	3.95	4.36
γ 106.0	4.19	3.73	3.94	4.33
γ 107.0	4.16	3.70	3.93	4.31
γ 108.0	4.13	3.69	3.92	4.29
γ 109.0	4.11	3.68	3.92	4.28
γ 110.0	4.09	3.68	3.92	4.26
γ 111.0	4.06	3.68	3.94	4.26
γ 112.0	4.06	3.68	3.96	4.26
γ 113.0	4.05	3.69	3.98	4.27
γ 114.0	4.05	3.71	4.01	4.28
γ 115.0	4.07	3.73	4.05	4.30
γ 116.0	4.08	3.76	4.09	4.33
γ 117.0	4.11	3.79	4.13	4.36
γ 118.0	4.13	3.83	4.18	4.40
γ 119.0	4.16	3.88	4.24	4.44
γ 120.0	4.20	3.93	4.29	4.49
γ 121.0	4.25	3.99	4.36	4.54
γ 122.0	4.29	4.04	4.43	4.61
γ 123.0	4.35	4.11	4.52	4.67
γ 124.0	4.41	4.18	4.59	4.74
γ 125.0	4.47	4.26	4.68	4.82
γ 126.0	4.54	4.33	4.75	4.89
γ 127.0	4.62	4.41	4.85	4.97
γ 128.0	4.69	4.50	4.96	5.05
γ 129.0	4.78	4.59	5.05	5.14
γ 130.0	4.86	4.69	5.14	5.24
γ 131.0	4.95	4.79	5.25	5.32
γ 132.0	5.04	4.88	5.35	5.42
γ 133.0	5.15	4.99	5.46	5.53
γ 134.0	5.23	5.09	5.58	5.64
γ 135.0	5.33	5.19	5.68	5.74
γ 136.0	5.44	5.30	5.79	5.83
γ 137.0	5.55	5.41	5.91	5.95
γ 138.0	5.65	5.52	6.02	6.04
γ 139.0	5.77	5.64	6.15	6.15
γ 140.0	5.87	5.74	6.25	6.25

IES Indoor Report

Photometric Filename:MD10-13-TW-01 6500K RA90 60D.IES

Candela Tabulation - (Cont.)

V/H	C0.0	C90.0	C180.0	C270.0
γ 141.0	5.99	5.86	6.35	6.36
γ 142.0	6.09	5.98	6.47	6.47
γ 143.0	6.21	6.10	6.59	6.57
γ 144.0	6.31	6.20	6.70	6.67
γ 145.0	6.42	6.31	6.81	6.79
γ 146.0	6.54	6.42	6.93	6.89
γ 147.0	6.65	6.53	7.04	6.99
γ 148.0	6.76	6.65	7.14	7.10
γ 149.0	6.87	6.76	7.25	7.20
γ 150.0	6.97	6.87	7.34	7.30
γ 151.0	7.08	6.97	7.45	7.39
γ 152.0	7.18	7.08	7.56	7.49
γ 153.0	7.29	7.18	7.64	7.58
γ 154.0	7.38	7.29	7.75	7.67
γ 155.0	7.49	7.39	7.84	7.75
γ 156.0	7.58	7.49	7.93	7.85
γ 157.0	7.69	7.59	8.01	7.93
γ 158.0	7.79	7.68	8.10	8.01
γ 159.0	7.88	7.78	8.19	8.10
γ 160.0	7.97	7.86	8.27	8.18
γ 161.0	8.06	7.96	8.34	8.26
γ 162.0	8.16	8.06	8.42	8.33
γ 163.0	8.25	8.14	8.49	8.41
γ 164.0	8.34	8.23	8.57	8.49
γ 165.0	8.41	8.32	8.65	8.57
γ 166.0	8.49	8.40	8.73	8.63
γ 167.0	8.57	8.48	8.78	8.70
γ 168.0	8.65	8.55	8.86	8.78
γ 169.0	8.72	8.63	8.92	8.84
γ 170.0	8.80	8.70	8.97	8.90
γ 171.0	8.86	8.77	9.03	8.95
γ 172.0	8.94	8.83	9.08	9.01
γ 173.0	9.00	8.89	9.13	9.06
γ 174.0	9.06	8.94	9.17	9.10
γ 175.0	9.11	9.00	9.20	9.14
γ 176.0	9.17	9.05	9.22	9.17
γ 177.0	9.22	9.10	9.24	9.20
γ 178.0	9.24	9.13	9.27	9.23
γ 179.0	9.27	9.15	9.27	9.24
γ 180.0	9.25	9.25	9.25	9.25